



Teknolift

Asansör ve Bakım Hizmetleri



www.teknoasansor.com



Teknolift

Asansör ve Bakım Hizmetleri

İçindekiler | Contents

02

Hakkımızda
About Us

04

Kabinler
Cabins

20

Panoramik Kabin
Panoramic Cabin

21

Hastane - Yük Asansörü
Hospital - Freight Elevator

22

Kabin İç Desenleri
Cabin Interior Patterns

27

Süspansiyon ve Şaseler
Suspension and Chassis

28

Otomatik Kapılar
Automatic Doors

32

Kumanda Panoları
Control Panels

34

Butonlar
Buttons

35

Makine Motorları
Machine Motors

36

Asansör Ekipmanları
Elevator Equipments

38

Diğer Asansörler
Other Elevators



Teknolift
Asansör ve Bakım Hizmetleri





Hakkımızda

Tekno Lift olarak, dikey ulaşım teknolojilerinde güveni, konforu ve yeniliği bir araya getiriyoruz. Kurulduğumuz günden bu yana, modern mimarinin hızla değişen dinamiklerine uyum sağlayan, ileri teknolojiyle donatılmış asansör sistemleri tasarlıyor, üretiyor ve yaşam alanlarınıza değer katıyoruz. Binaların damarları olan asansörlerin, sadece katlar arası bir ulaşım aracı değil; aynı zamanda yapının kalitesini, güvenliğini ve prestijini yansıtan en önemli unsurlardan biri olduğuna inanıyoruz.

Sektördeki köklü deneyimimiz ve alanında uzman mühendislik kadromuzla, standart konut asansörlerinden yüksek kapasiteli ticari asansörlere, hastane asansörlerinden yük ve servis asansörlerine kadar geniş bir yelpazede çözümler sunuyoruz. Her projenin kendine özgü ihtiyaçları olduğunu biliyor; mimari estetiği bozmadan, maksimum enerji verimliliği ve sessiz çalışma prensibiyle projeye özel tasarımlar geliştiriyoruz.

Satış Sonrası Hizmetler ve Kusursuz Bakım Anlayışı

Tekno Lift için proje, asansörün kurulumuyla bitmez; aksine asıl yolculuğumuz o zaman başlar. İnsan hayatının ve güvenliğinin her şeyden önemli olduğunun bilinciyle, asansörlerinizin sorunsuz ve uzun ömürlü çalışması için kapsamlı bakım, onarım ve modernizasyon hizmetleri sunuyoruz.

7/24 Teknik Destek: Acil durumlarda anında müdahale edebilen mobil servis ağımla, günün her saati yanınızdayız.

Periyodik Bakım: Olası arızaları önceden tespit ederek yüksek maliyetlerin ve güvenlik risklerinin önüne geçen düzenli bakım programları uyguluyoruz.

Modernizasyon: Eski asansörlerinizi, güncel güvenlik standartlarına ve modern estetik anlayışına uygun olarak yeniliyor, performanslarını en üst seviyeye çıkarıyoruz.


Hayatı yukarı taşıyan teknolojilerde, güvenilir çözüm ortağınız: Tekno Lift.

Tavan | Ceiling



T-22

Kaplama | Walls



DEP-029

Zemin | Ground



AEZ-153



Kabin | Cabin

TEKNO-01

ÖZELLİKLER

- Arka Duvar** : Tam Boy Ayna
- Tavan** : Lazer Kesim Paslanmaz
- Taban** : PVC
- Aksesuarlar** : Sarı Ayna Paslanmaz
- Yan Duvar** : Satine Paslanmaz

PROPERTIES

- Back Wall** : Full Mirror
- Ceiling** : Laser Cutting Stainless
- Floor** : PVC
- Accessories** : Gold Mirror Stainless
- Side Wall** : Hair Line stainless

TEKNO-02



TEKNO-03



TEKNO-04



TEKNO-05





Teknolift

Asansör ve Bakım Hizmetleri

Tavan | Ceiling




T-23

Kaplama | Walls



DST-034

Zemin | Ground



Hisar Gri



Kabin | Cabin

TEKNO-06

ÖZELLİKLER

- Arka Duvar** : Tam Boy Ayna
- Tavan** : Lazer Kesim Paslanmaz
- Taban** : Doğal Granit
- Aksesuarlar** : Siyah Ayna Paslanmaz
- Yan Duvar** : Dekoratif Siyah Ayna Paslanmaz

PROPERTIES

- Back Wall** : Full Mirror
- Ceiling** : Laser Cutting Stainless
- Floor** : Natural Granite
- Accessories** : Black Mirror Stainless
- Side Wall** : Decorative Black Mirror Stainless

TEKNO-07




TEKNO-08



TEKNO-09



TEKNO-10





Teknolift

Asansör ve Bakım Hizmetleri

Tavan | Ceiling




T-24

Kaplama | Walls



252 B

Zemin | Ground



Aksaray Yaylak



Kabin | Cabin

TEKNO-11

ÖZELLİKLER

- Arka Duvar** : Tam Boy Ayna
- Tavan** : Lazer Kesim Paslanmaz
- Taban** : Doğal Granit
- Aksesuarlar** : Ayna Paslanmaz
- Yan Duvar** : Laminant Kaplama

PROPERTIES

- Back Wall** : Full Mirror
- Ceiling** : Laser Cutting Stainless
- Floor** : Natural Granite
- Accessories** : Mirror Stainless
- Side Wall** : Laminant Coating

TEKNO-12



TEKNO-13




TEKNO-14



TEKNO-15




Tavan | Ceiling



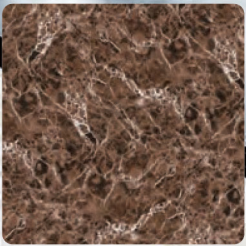
T-25

Kaplama | Walls



DST-044

Zemin | Ground



AEZ-210



TEKNO-16

ÖZELLİKLER

- Arka Duvar** : Dekoratif Çerçevesiz Ayna & Dekoratif Taş Döşeme
Tavan : Lazer Kesim Paslanmaz
Taban : PVC
Aksesuarlar : Sarı Ayna Paslanmaz
Yan Duvar : Sarı Dekostil Paslanmaz

PROPERTIES

- Back Wall** : Decorative Framed Mirror
Decorative Stone Flooring
Ceiling : Laser Cutting Stainless
Floor : PVC
Accessories : Gold Stainless
Side Wall : Gold Decostyle Stainless

TEKNO-17




TEKNO-18



TEKNO-19



TEKNO-20






Teknolift


Asansör ve Bakım Hizmetleri

Tavan | Ceiling




T-22

Kaplama | Walls



DL-029

Zemin | Ground



Star Galaxy



Kabin | Cabin

TEKNO-21

ÖZELLİKLER

- Arka Duvar** : Tam Boy Ayna
- Tavan** : Lazer Kesim Paslanmaz
- Taban** : Granit
- Aksesuarlar** : Ayna Paslanmaz
- Yan Duvar** : Laminant Kaplama

PROPERTIES

- Back Wall** : Full Mirror
- Ceiling** : Laser Cutting Stainless
- Floor** : Granite
- Accessories** : Mirror Stainless
- Side Wall** : Laminant Coating

TEKNO-22



TEKNO-23



TEKNO-24



TEKNO-25





Teknolift

Asansör ve Bakım Hizmetleri

Tavan | Ceiling



T-27

Kaplama | Walls



DG-07

Zemin | Ground



AEZ-152

Kabin | Cabin

TEKNO-26

ÖZELLİKLER

- Arka Duvar : Tam Boy Ayna
- Tavan : Lazer Kesim Paslanmaz
- Taban : PVC
- Aksesuarlar : Ayna Paslanmaz
- Yan Duvar : Temperli Cam (Lamineli)


PROPERTIES

- Back Wall : Full Mirror
- Ceiling : Laser Cutting Stainless
- Floor : PVC
- Accessories : Mirror Stainless
- Side Wall : Tempered Glass (Laminated)

TEKNO-27



TEKNO-28



TEKNO-29



TEKNO-30





Teknolift


Asansör ve Bakım Hizmetleri

Tavan | Ceiling



T-28

Kaplama | Walls



SFT-06

Zemin | Ground



AEZ-210



Kabin | Cabin

TEKNO-31

ÖZELLİKLER

- Arka Duvar** : Tam Boy Ayna
- Tavan** : Lazer Kesim Paslanmaz
- Taban** : Temperli Cam (Lamineli)
- Aksesuarlar** : Sarı Ayna Paslanmaz
- Yan Duvar** : Temperli Cam (Lamineli)

PROPERTIES

- Back Wall** : Full Mirror
- Ceiling** : Laser Cutting Stainless
- Floor** : Tempered Glass (Laminated)
- Accessories** : Gold Stainless
- Side Wall** : Tempered Glass (Laminated)

TEKNO-32



TEKNO-33



TEKNO-34



TEKNO-35





Teknolift

Asansör ve Bakım Hizmetleri

Tavan | Ceiling



T-29

Kaplama | Walls



ESB-01

Zemin | Ground



Biancoperla



Kabin | Cabin

TEKNO-36

ÖZELLİKLER

- Arka Duvar** : ESB Boya & Yarım Boy Ayna
- Tavan** : Lazer Kesim Paslanmaz
- Taban** : Granit
- Aksesuarlar** : Ayna Paslanmaz
- Yan Duvar** : ESB Boya

PROPERTIES

- Back Wall** : ESB Paint & Half Length Mirror
- Ceiling** : Laser Cutting Stainless
- Floor** : Granite
- Accessories** : Mirror Stainless
- Side Wall** : ESB Ral Paint

TEKNO-37




TEKNO-38



TEKNO-39



TEKNO-40



DETAYLAR

Panoramic asansör serisi ürünleri estetiği, ileri teknolojiyi ve sanat konseptini birleştirir. Tasarımı ve performansı ile alışveriş merkezleri, otel ve turizm merkezlerinin yaygın kullanımı için tercih edilen dikey ulaşım çözümü olmaktadır.

DETAILS

Panoramic lift series products combine aesthetics, advanced technology and art concept. With its design and performance, it is the preferred vertical transportation solution for the widespread use of shopping centers, hotels and tourism centers.

ÖZELLİKLER

1,5 mm sac kabin duvarları 304 kalite paslanmaz çelik Hem iç Hem dış paslanmaz kaplama. Tamamı lazer kesim parçalar. Üç cepheye kadar cam seçeneği. Farklı taban ve tavan seçenekleri. Oval cam seçeneği. Lamine cam koruma sertifikalı.

FEATURES

1,5 mm sheet metal cabin wall
304 quality stainless steel
Both internal and external stainless coating
All parts are laser cut
Glass options up to three sides
Different floor and ceiling options
Oval glass option
Laminate glass-certification



Yük Asansörü

Freight Elevator

ÖZELLİKLER

Hastanelerin gündelik çalışmaları göz önüne alındığında. Hastane ulaşım verimliliğini önemli ölçüde iyileştirmek için verimli, güvenli ve güvenilir hastane ve yük asansörlerini özel olarak tasarlamaktır.

FEATURES

Considering the daily work of hospitals. Is specially designing efficient, safe and reliable hospitals and freight elevators to significantly improve hospital transportation efficiency.

ÖZELLİKLER

1,5 mm galvanizli sac
E.S. Boyalı yan duvarlar
Satine paslanmaz yan duvarlar
Lazer tavan
Kolay takılabilir küpeşte
Aydınlatma ve havalandırma bağlantıları
Alüminyum çeta taban
Farklı taban seçenekleri
Tercihe bağlı sandık ambalaj
Titreşimi önleyen özel bükümler ve takozlar

PROPERTIES

1.5 mm galvanized iron sheet
E.S. Painted side walls
Satin stainless side walls
Laser ceiling
Easily installed rail
Lighting and ventilation connections
Aluminium knurled ceta base
Different base options
Optional packing crate
Special bends and dampers that prevent vibration






T-01




T-02



T-03




T-04



T-05



T-06



T-07



T-08




T-09



T-10



T-11




T-12



T-13



T-14



T-15



T-16




T-17



T-18



T-19



T-20




T-21

PVC



AEZ-148



AEZ-149



AEZ-150



AEZ-151



AEZ-152




AEZ-153




AEZ-154




AEZ-156



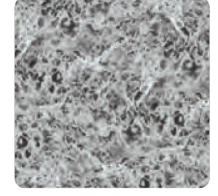
AEZ-157



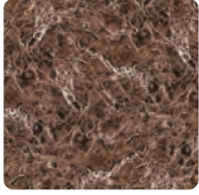
AEZ-207



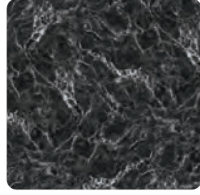
AEZ-208




AEZ-209




AEZ-210




AEZ-211



PVC-01



PVC-03



PVC-04



PVC-06


Cam | Glass



CT-01




CT-02



CT-03



CT-04



CT-05



CT-06



CT-07



CT-08




CT-09



CT-10



CT-11



CT-12




CT-13




CT-14



CT-15



CT-16




CT-17




CT-18


Granit | Granite



ROSA PORINHO




HISAR GRI



ROSA MÍNHO



STAR GALAXY



AKSARAY YAYLAK




SG-218 DG-05



SG-223 DG-03



SG-226 DG-07



SG-238 DG-10



SG-288 DG-20




SM-118 DM-05



SM-123 DM-03



SM-126 DM-07



SM-138 DM-10



SM-188 DM-20



T-103 GOLD



T-107 GOLD



T-118 GOLD



T-101 SILVER



T-111 SILVER




T-102 BLACK



T-113 BLACK



T-110 COPPER



T-104 COPPER



SILVER



GOLD



BLACK




COPPER




105 P



106 P



610 P



612 P



248 B



250 B



252 B




065 B



073 P



076 P



085 P



093 P



4208



4267



4428



4513



4514




4523




4544



4605




SFT-01



SFT-02




SFT-03




SFT-04



SFT-05



SFT-06




SFT-07



SFT-08



SFT-09




SFT-10



SFT-11



SFT-12





SFT-13



SFT-14



SFT-15





Teknolift
Asansör ve Bakım Hizmetleri

Otomatik Kapılar
Automatic Door

Merkezi 2 Panel Kabin Kapısı

Central Opening 2 Panel Cabin Door



Merkezi 2 Panel Kat Kapısı

Central 2 Panel Landing Door



Otomatik Kapılar
Automatic Door |



Teleskopik 2 Panel Kabin Kapısı

Teleskopik 2 Panel Cabin Door



Teleskopik 2 Panel Kat Kapısı

Teleskopik 2 Panel Landing Door






SFK-01



SFK-02



SFK-03



SFK-04

Kat Kapıları

Landing Door



SCK-01



SCK-02



SCK-03



SCK-04



SCK-05



SCK-06



SCK-07



SCK-08



SCK-09



SCK-10



SCK-11



SCK-12



SCK-13



SCK-14



SCK-15



SCK-16



SCK-17



Dışsüz Pano
Gearless Control Panel



Dışlılı Pano
Geared Control Panel



Revizyon Kutusu
Revision Box

El Terminali | AREM Terminal



ARLINE Uzaktan İzleme, Alarm ve Interkom Sistemi | ARLINE System

Asansör Kumanda Panosu
Elevator Control Panel



Kumanda Panoları Control Panels


KOMPLE HAZIR TESİSAT SİSTEMİ

- Kumanda Panosu
- Dişli/Dişlisiz Tahrik Makinası
- Hız Regülatörü
- Acil Stop Butonu
- Acil Kurtarma Kapısı Konağı
- 3 Faz Ana Besleme
- Paraşüt Fren
- Revizyon Kutusu
- Alt ve Üst Tekerlekli Sınır Şalterleri
- Güvenlik Sönsürö
- Alt ve Üst Sınır Şalterleri
- Kabin Lambası
- Kabin Fanı
- Kabin ve Kabin Kapısı
- Kabin Butonu
- Boy Fotosel
- Fiş/Kilit/Toprak Bağlantı Soketleri
- Kat Kapıları
- Kat Kasetleri
- Kabin/Karşı Ağırlık Tamponu Konağı
- Hız Regülatörü Halat Gergi Konağı
- Kuyu Dibi Panosu
- Kuyu Dibi El Kumanda Butonu
- Interkom Telefonu

COMPLEX READY INSTALLATION SYSTEM

- Lift Control Panel
- Geared/Gearless Traction Machine
- Overspeed Governor
- Emergency Stop Button
- Emergency Trap Door Contact
- 3 Phase Main Power Supply
- Safety Gear
- Inspection Box
- Bottom and Top Whell Type Limit Switches
- Safety Sensor
- Bottom and Top Limit Switches
- Cabin Light
- Cabin Fan
- Cabin and Cabin Door
- Cabin Operating Panel
- Light Curtain
- Door/Lock/Earth Connection Sockets
- Landing Doors
- Landing Opertaing Panels
- Cabin/Counterweight Buffer Contact
- Ov. Governor Tension Pulley Contact
- Pit Connection Box
- Pit Manuel Control Unit
- Intercom Phone

Dişlisiz Pano
Gearless Control Panel



EN 81-20 Yönetmeliğine Uygundur
Conforms to EN 81-20 Regulation
EN 81-20



U27TM0001

U21TM0003

U21TM0006



U27YR0001



U21YR0005



U20SM0016



Gold Brushed



U520SM0017



ZAMAK



U20SM0014



U20SM0010



U20DB0004



U20DB0005



U26DB0001



U20DB0001



U20KU0001



U20KU0004



U20KU0002




U20KU0003

Makine Motorları

Machine Motors



AKIŞ ZF



AKIŞ VOLPI



AKIŞ MUGEN



AKIŞ AK



AKIŞ VOLPI




AKIŞ S



EKER STRONG PLUS



EKER STRONG



EKER SMART



EKER STRONG LITE



EKER FORCE




EKER QUITE



MONTANARI MR



TOPGEARS ITG



ALBERTO SASSI



SICOR MR




MONTANARI MG V



LAFERT T24




ALBERTO SASSI G




SICOR SG









İnsan Asansörleri (Sınıf I-II) Fonksiyonel Boyutlar / Passenger Elevators (Class I-II) Functional Dimensions

				KONUTLAR / HOUSES				İŞYERLERİ / OFFICES					
TAŞIMA KAPASİTESİ				(Kg)	320	400	630	1000	630	800	1000	1250	1600
ANMA YÜKÜ / NOMINAL LOAD				(Kişi)	4	5	8	13	8	10	13	16	21
KABİN ALANI / CABIN SPACE				(min)	0,79	0,98	1,45	2,15	1,45	1,73	2,15	2,57	3,245
				(max)	0,95	1,17	1,66	2,40	1,66	2,00	2,40	2,90	3,56
KABİN EBATLARI CABIN DIMENSIONS	Genişlik / Width	b1	(mm)	900	1100	1100	1100	1100	1350	1600	1950	1950	
	Derinlik / Depth	d1	(mm)	1000	1000	1400	2100	1400	1400	1400	1400	1750	
	Yükseklik / Height	h4	(mm)	2200	2200	2200	2200	2200	2200	2300	2300	2300	
DURAK KAPILARI LANDING DOORS	Genişlik	b2	(mm)	700	800	800	800	800	800	1100	1100	1100	
	Yükseklik	h3	(mm)	2000	2000	2000	2000	2000	2000	2100	2100	2100	
KUYU EBATLARI SHAFT DIMENSIONS	Genişlik 1*	b3	(mm)	1400	1600	1600	1600						
	Genişlik 2**	b3	(mm)		1800	1800	1800	1800	1900	2400	2600	2600	
	Derinlik	d2	(mm)	1600	1600	1900	2600	2100	2300	2300	2300	2600	
KUYU DİBİ DERİNLİĞİ PIT	0,63m/sn	d3	(mm)	1400	1400	1400	1400	1400	1400	1400	1600	1600	
	1,00m/sn	d3	(mm)	1400	1400	1400	1400	1400	1400	1400	1600	1600	
	1,60m/sn	d3	(mm)		1600	1600	1600	1600	1600	1600	1600	1600	
	2,50m/sn	d3	(mm)			2200	2200		2200	2200	2200	2200	
EN ÜST DURAK SEVİYESİ ÜSTÜNDEKİ YÜKSEKLİK OVERHEAD	0,63m/sn	h1	(mm)	3600	3600	3600	3600	3800	3800	4200	4400	4400	
	1,00m/sn	h1	(mm)	3700	3700	3700	3700	3800	3800	4200	4400	4400	
	1,60m/sn	h1	(mm)	3800	3800	3800	3800	4000	4000	4200	4400	4400	
	2,50m/sn	h1	(mm)			5000	5000		5000	5200	5400	5400	
M A K M A N C H A I N E A R O R E M S i	ALAN SPACE	0,63m/sn	A	(m ²)	6	7,5	10	12	15	15	20	22	25
		1,00m/sn	A	(m ²)	6	7,5	10	12	15	15	20	22	25
		1,60m/sn	A	(m ²)		10	12	14	15	15	20	22	25
		2,50m/sn	A	(m ²)			14	16		18	20	22	25
	GENİŞLİK WIDTH	0,63m/sn	h1	(mm)	1600	2200	2200	2400	2500	2500	3200	3200	3200
		1,00m/sn	h1	(mm)	1600	2200	2200	2400	2500	2500	3200	3200	3200
		1,60m/sn	h1	(mm)		2200	2200	2400	2500	2500	3200	3200	3200
		2,50m/sn	h1	(mm)			2800	2800		2800	3200	3200	3200
	DERİNLİK DEPTH	0,63m/sn	d4	(mm)	3000	3200	3700	4200	3700	3700	4900	4900	5500
		1,00m/sn	d4	(mm)	3000	3200	3700	4200	3700	3700	4900	4900	5500
		1,60m/sn	d4	(mm)		3200	3700	4200	3700	3700	4900	4900	5500
		2,50m/sn	d4	(mm)			3700	4200		3700	4900	4900	5500
	YÜKSEKLİK HEIGHT	0,63m/sn	h2	(mm)	2000	2000	2000	2000	2200	2200	2400	2400	2800
		1,00m/sn	h2	(mm)	2000	2000	2000	2000	2200	2200	2400	2400	2800
		1,60m/sn	h2	(mm)		2200	2200	2200	2200	2200	2400	2400	2800
		2,50m/sn	h2	(mm)			2600	2600		2800	2800	2800	2800

*Sağa veya sola toplanan teleskopik kapılı asansörler için / For telescopic elevators with doors opening to the right and left

**Merkezden açılan kapılı asansörler için / For elevators with central opening

320 ve 400 Kg. taşıma kapasiteli asansörler engelli kişilerin tekerlekli sandalyede asansörü kullanmaları için uygun değildir
Elevators with a load capacity of 320 and 420 kg are not suitable for use by people with disabilities in a wheelchair



SELECT CALLS

SELECT CALLS

SELECT CALLS

SELECT CALLS

Asansör ve Bakım Hizmetleri



Teknolift
Asansör ve Bakım Hizmetleri



ATATÜRK MAH. KIRKLAR CD. NO: 36 A MERKEZ/ ERZİNCAN
0542 424 90 24 // 0507 042 00 98

www.teknoasansor.com